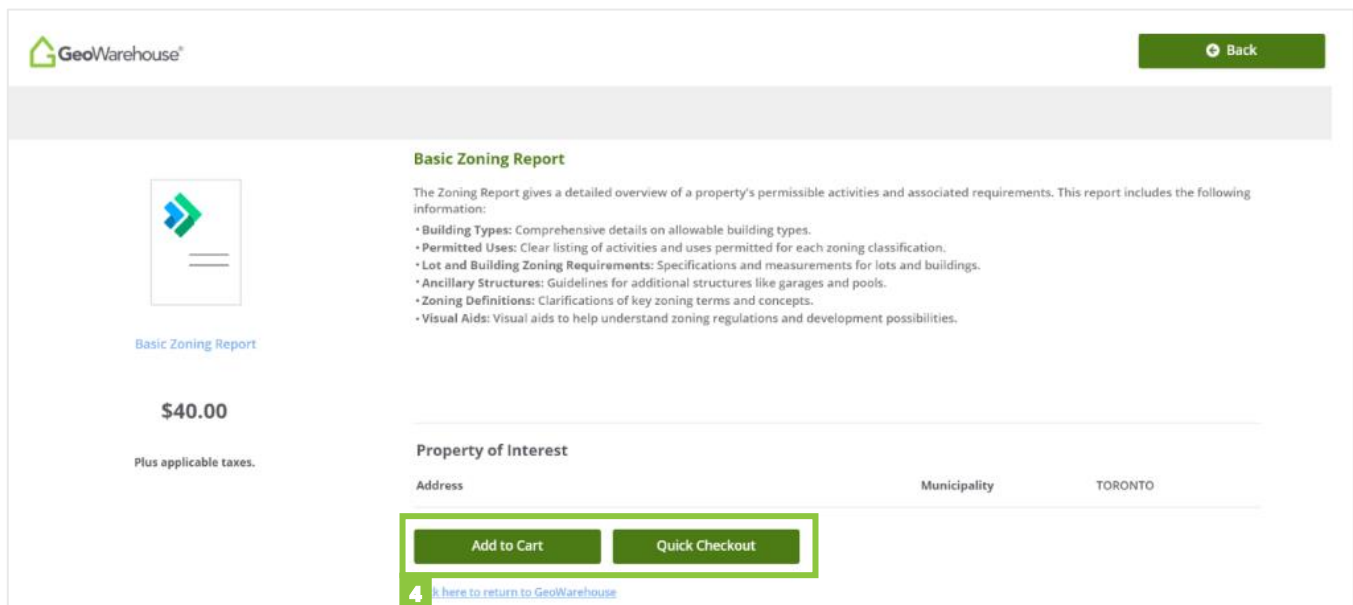
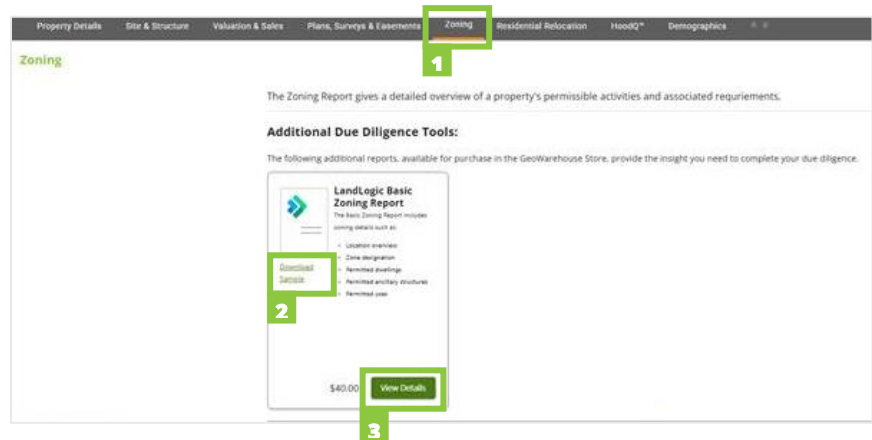


Tips For Success

How to invest in a Basic Zoning Report

To request a Basic Zoning Report from the property report:

1. In the Property Report, select the **Zoning** section at the top of the report.
2. Click **Download Sample** to view a sample of the **Basic Zoning Report**.
3. Click View Details to start the purchase process.
4. In the Product Details window, choose **Add to Cart** (to continue shopping) or **Quick Checkout** (to purchase right away).

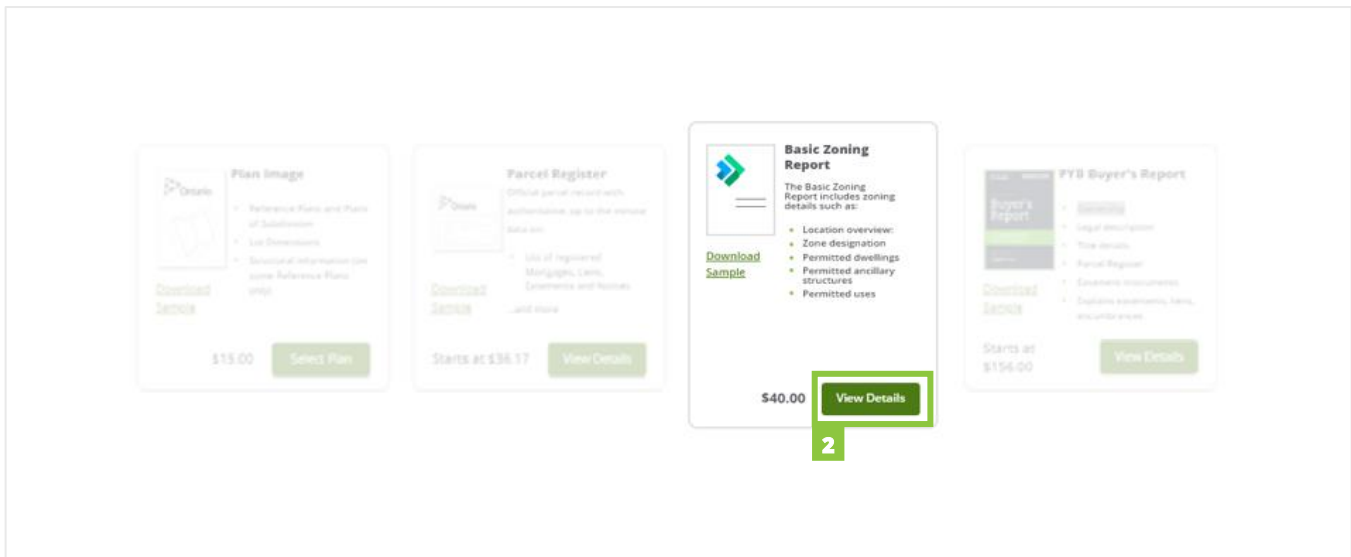




5. If you select **Quick Checkout** you will be directed to the checkout page. Enter your payment details here.
6. Click **Finalize Order**. Once complete, you will be directed to the transaction confirmation page. Select **download product** to access your report.
7. A copy of the **Basic Zoning Report** will also be sent to your email. You can access it at any time from the **Downloads** section of your **Account**.

To request a Basic Zoning Report from the GeoWarehouse store:

1. Click the **Store** icon located in the top right menu of the GeoWarehouse window.
2. Select **Start Shopping** or **View Details** from the Zoning section.



3. If no property is currently selected, choose a **recently viewed property** or use the **Search for a property in GeoWarehouse** function to find the property of interest.
4. Once a property is selected, follow steps 3 to 6 from the instructions on how to purchase from the property report.
5. A copy of the **Basic Zoning Report** will also be sent to your email. You can access it at any time from the **Downloads** section of your **Account**.

**If you have any questions,
please connect with us.**

PHONE
416.360.7542
1.866.237.5937

EMAIL
geowarehouse.support@teranet.ca



www2.geowarehouse.ca/academy

- Teranet Inc.
- @Teranet_Social
- GeoWarehouse